


GCA Journal

Official Publication of The Garand Collectors Association

Volume 19
Issue 3
Summer 2005



Inside This Issue

Chairman's Column2
By Dave McClain

Bore Reflectors3
By Jeff Carstens

Springfield Armory GCA Convention7
By GCA Staff

John Garand Match Rifles9
By Walt Kuleck

Joe's Dope on the Garand10
By Bill Ricca

What's New?11
By Steve Rutledge and Bob Seijas

GCA Director Elections14
By GCA Staff

Baretta Contract Rifles15
By John Bondraunt and Bob Seijas

Featured Rifle18
By Scott Duff

Garand Marketplace21
By Eric A. Nicolaus

M1 Member Memories26

Front Cover:

GCA member Howard A. O'Conner sent us this colorful image used as a U.S. Marine Corps recruitment poster in the late 1950's and early 1960's.

Back Cover:

S/SGT George Talbert, 3d Battalion, 18th Infantry, 1st Infantry Division, crouches near a tree at the edge of a firebreak as the 18th Infantry Regiment drives through the forest near Soubrodt, Belgium. 19 Dec 1944. Photographer: T/5 Bill Augustine

GCA Journal

GCA Journal (ISSN 1552-3764) is published quarterly by the Garand Collectors Association, P.O. Box 7498, N. Kansas City, MO 64116. Periodical postage is paid at Kansas City, Missouri and additional mailing offices. Postmaster: Send address changes to *GCA Journal* magazine, Garand Collectors Association, P.O. Box 7498, N. Kansas City, MO 64116. Any claims or statements of the writers or advertisers in this publication represent their own opinions and are not necessarily those of the editor, the officers, directors or staff of the Garand Collectors Association. The copyright, filed with the Library of Congress, Washington, D.C., applies to all contents of an original nature. Reproduction of any part without the written permission of the Garand Collectors Association is prohibited.

EDITORIAL STAFF

Editor Jim Spawn
 Membership /Distribution Sharon Bosley
 Technical Advisor Dave McClain
 Technical Advisor Bob Seijas
 GCA Marketplace Eric Nicolaus

GCA BOARD OF DIRECTORS

John F. Baltes Wisconsin jadie@chorus.net	David Kaczmarek Illinois info@garandcollector.org
Mike Burduck Tennessee mburduck@tntech.edu	Walter J. Kuleck Ohio wjkuleck@alum.mit.edu
Bruce Canfield Louisiana collect@brucecanfield.com	David H. McClain New Jersey dhm@dwmccclain.net
Jeff Carstens Illinois jcars39398@aol.com	James B. Pullen Maryland pullen@qis.net
Gloria Culver Idaho webmaster@garandcollector.org	Steven T. Rutledge Tennessee strutledge@aol.com
Scott Duff Pennsylvania info@garandcollector.org	Founder: Richard Deane Chairman Emeritus: Robert Seijas

Membership

GCA dues are \$25 per year in the U.S. which includes a one-year subscription to this magazine, *GCA Journal*. Memberships renew on September 1 of each year. All correspondence related to membership, accessory purchases, material submitted for this magazine, technical questions, etc. should be sent to:

GARAND COLLECTORS ASSOCIATION, Inc.
P.O. Box 7498
N. Kansas City, MO 64116


Telephone: 816-471-2005
 FAX: 816-421-1991

E-mail address: info@garandcollector.org
 Visit our Web site at: www.garandcollector.org

Office hours: 9:00 a.m. to 5:00 p.m.
 Central Time
 Monday through Friday



Chairman's Column



GCA Board of Directors Elections

This issue contains instructions for any GCA member wishing to become a candidate for a position on the GCA Board of Directors. There will be 13 positions available. If you are interested in being a candidate, please read the candidates requirements for eligibility carefully. Biographies should be about 250 words in length, and should include your photo attached with your text document separately.

Director Mike Burdick accepted the responsibility of receiving and editing each candidate's biography in preparation for publication. Submissions will be accepted by Mike via email only at the email address provided. Please note the submission deadline specified. We must receive all candidate information by this date in order to meet the Fall issue publication deadline.

Please keep in mind that being on the Board of Directors is not a "title" only. There is work to be done and you will be asked to assist and contribute your skills in many areas as the need arises. Active participation in Board activities and GCA functions is not only a requirement but also a necessity.

Please do not contact the GCA home office in Kansas City regarding elections. If you have any questions, contact one of the Board members listed on page one of the Journal.

Good luck to all prospective candidates.

With Best Regards,
Dave McClain and the GCA Board of Directors

GCA Journal
Official Publication of The
Garand Collectors Association

Deadlines

Issue:	Deadline:
Spring	February 1
Summer	May 1
Fall	August 1
Winter	November 1

Camp Perry

GCA participation at the National Matches at Camp Perry and instructions for contact are also printed in this GCA Journal. Participation is for GCA members only. Technical questions regarding Camp Perry participation should be directed to the email contact point provided only and not to our Kansas City home office.


Photos of participants and their scores will be published in a later GCA Journal when they become available. Let's go out and show that GCA members can shoot their M1 rifles as well as collect them!

GCA Board of Directors

Submit technical articles to:

Bob Seijas
Seijaro@aol.com
Dave McClain
dhm@dwmccclain.net
Eric Beckerdite
erbeckerdite@hotmail.com

BORE REFLECTORS



MORE THAN MEETS THE EYE

By Jeff Carstens

This article is about one more of those little areas of collecting that we tend to stumble upon from time to time and that really have the ability to surprise us (well it sure surprised me, anyway). We will be talking about bore reflectors - you know, the little mirrored device that is inserted into the open chamber for looking down the barrels.

Now I knew of these little tools early on in my collecting and, though I had never really thought about them very much, I was sure that I had a pretty good handle on the subject. After all, how much could there be to know about a little bore reflector, right? I just figured that one was like all the rest. Well, I soon found out how wrong I was. What I thought was a simple little accessory was instead going to continually surprise me with a whole list of types and variations. Just when I thought I had seen them all, lo and behold, I would find another. As time passed, I would simply laugh as yet another variation turned up. But now I am getting ahead of my story, so I will start from the beginning.

There is very little in print about these bore reflectors. Having no idea what I was in for, initially I just wanted one to actually use so I bought the first one that came along. It is probably familiar to most of you: a little over 2 inches long and made of brass. But when I got it home, I found my new toy was a little hard to use in a Garand - it barely fits in the chamber (I know some of you are

laughing at this point as you have probably done the same thing, haven't you). I was stumped and with nothing much in the literature I went to fallback position - I asked someone who knows more than I. I learned that the long one was for 1903's and other bolt action rifles with longer chambers. I was further informed that I needed a short version - hmmm, there is a SHORT version! Who would have guessed? So for the first of many times in this little quest I think, "Well, I guess I am not done."



So I started looking for a short one at the shows and on the internet, and instead of brass, I found a long steel Parkerized one. Shoot – Parkerized! Well, I didn't know they made a Parkerized one. Fine, I guess I have to get that one, too. As I later learned, these were made for WWII as brass became a more valuable commodity than steel. But I still needed a short one . . . and once again I deduced that I was still not done.



In fairly short order I ran across the short brass one and added it to my tool box. To my amusement, I noted that these short ones do fit much better into the Garand chamber. With a little more digging I confirmed my suspicion that there was actually a Parkerized, steel, *short* version also, but darned if that one didn't take me quite a bit longer to finally get my hands on. Once I had these four I figured I was done, right? I don't need any more right?



Wrong.

It was then that I found a buddy who just happened to have a couple of the short brass ones that were still new in the wrapper. New in the wrapper – shoot! So I have to get them, too. But now I can relax because I am done, right?



Well sort of — up to WWII and with regard to small arms at least, yes (at least as far as I can tell so far, unless I find some more that are still new in the wrap . . .).

But actually the answer is 'No', because I find out that there are also later plastic versions of these that began being made during the 60's. As I was told, these were made to service the weapons that we were giving to our allies (both M1 Garands and M14's). But to top it off, I find that they are also found in both gray and green (thanks Jeremy Cheek). Although similar in size and shape, they have different drawing numbers and the green ones are from the 1990's (yup). So I acquire examples of each of these and figure, whew - I am finally done now, right?



My example of the green is still in a sealed package that I am reluctant to open.




Nope, I am not done even yet. Now I see on the internet that Bill Ricca has the box that 20 of these later plastic ones came in, so I fire off an email. He won't sell the box but he let me use the picture for this article (a big thanks to Bill Ricca for not only the picture, but also for your contributions to the *GCA Journal*). So now I am finally done, right . . . right?

I was pretty sure that I was . . .



But the fates can be cruel - I was wrong, again and we are still not done. Rummaging through parts piles and bins at the GCA Reno convention a few years ago and joking with the vendor, I was handed a small triangular shaped block of wood with a little mirror on it. As often happens at shows, there is a little cat and mouse game that goes on between vendors and patrons - this seller wanted to check just how sharp I might be today (you old-timers will almost certainly recognize this little competition). As I scratch my head, the dealer sees that the game is on and laughs - he seems to have done this a few times already and feels quite confident that he has me. Bear in mind that he has no idea of my weakness for things Garand and my special affinity for these goofy little bore reflectors. No, he just likes to stump people with this little thing. Well, as my first time at Reno, I am looking at so many things that I, too, am stymied. Impatient and with half the room still to look at, I admit defeat and let him win. I ask: "OK, what is it?"



"Bore reflector from the Danes." he says.

"Yer kidding!!" I say with a hearty laugh while shaking my head. In my mind I am thinking that I should just never figure on being done with this goofy little subject, should I?

I can see that he is slightly baffled at my over-reaction and outright laughter, but he continues. "Sure," he says. "See, it seems we sent them a whole bunch of rifles and forgot to send 'em some of the tools, so they made their own. This is the bore reflector they came up with and it works pretty darn good, too." At this point, holding this simple block of wood and glass, I am reminded of the old story about NASA during the Apollo program spending millions of dollars to develop a ball-point pen that can pump ink to the tip in zero gravity. The Soviets on the other hand, well . . . they used pencils. But I digress, again. So out comes my wallet, and I acquire another example for my little, unlikely collection of unknown variations of an overlooked and now, apparently, over-engineered USGI ordnance tool (those simple wooden Dane ones do work pretty darned nice, too, so I must take my hat off to them for their ingenuity).

So are we FINALLY done yet? Well, at this point, the best I can say is. "I doubt it." Seriously, it would not surprise me in the least to see a long plastic one in both gray and green or some other oddity around the next corner tomorrow . . . and I would find myself laughing, shaking my head and probably reaching for my wallet again. I am consoled by the fact that at least these darned little things are not all that expensive.

In the end (if this really IS one), to me this little area of these bore reflectors is one that, once you begin to look, offers wonderful surprises. It is just one more of the many reasons people are endlessly fascinated with our hobby of collecting and using, or just toying with and being captivated by, all things Garand.

Post-script: this article was sent to a buddy of mine to proof-read, and doggone if he didn't send back a picture of his well-used *long plastic* bore reflector - it figures. He said he's been using it for years and cautions that you not let a Garand bolt slam home on one of these. Though he didn't volunteer much more, his picture did show evidence of epoxy repairs in several areas. But that means I am still not done . . .



**Garand Collectors Association
2005 National Covention
Springfield Armory National Historic Site
September 30 - October 2**

Springfield, Massachusetts

Headquarters Hotel
Sheraton Springfield Hotel
One Monarch Place
Springfield, MA 01144-1689

**Make Your Own Reservation
Call 1-800-426-9004**

Tentative Schedule of Events

Friday September 30, 2005

Registration and Welcome Reception

7 p.m. to 9 p.m.

Cash bar and light munchies

Pick up your packet and meet with your Garand buddies

Saturday, October 1, 2005

Breakfast - on your own

9: 00 a.m. - Load busses for Springfield Armory Tour

Lunch on the grounds at SA

4 p.m. - Load busses for return to hotel

6 p.m. Banquet Cocktail Hour

7 p.m. - Dinner

Guest Speakers - Scott Duff and Dick Culver

Recognition of retiring Directors

Announcement of 2006 GCA Convention location

Raffle

Sunday, October 2, 2005

Farewell Breakfast

7 a.m. to 9 a.m.

***Mark Your Calendar Now
September 30 - October 2, 2005***

When It Comes To Garand History - There's No Place Like Springfield Armory National Historic Site

John Garand spent his entire career right here. M1 Serial #1 is HERE!

The high point of the 2005 GCA Convention will be guided tours of the Springfield Armory, including the second floor storage area. Those who attended the 2000 Convention at SANHS will remember that the tours were abbreviated due to time constraints. In 2005, the tours will not only be longer, but members will have the opportunity to tailor their tours to specific items of interest.

The historic Commandant's Quarters will be available to us as a base of operations. In addition to being the setting for presentations on the design, manufacture, and use of the M1. The museum's conservator will teach us his methods for cleaning and preserving historic firearms, and members will be setting up non-firearms displays of interest. Attendees will also be able to tour the Armory grounds, and learn about the last battle of the American Revolution - the attack on Springfield Armory, led by Daniel Shays. We'll also have a limit number of display table available inside the Commandant's Quarters

Visit our GCA website for more details.
To request Convention Registration Packet email info@garandcollector.org or write to:
GCA • P.O. Box 7498 • N. Kansas City, MO 64116





John Garand Match Rifles

By Walt Kuleck

A popular component of the new Civilian Marksmanship Program (CMP) Games Matches at Camp Perry during the National Matches in August each year is the National John C. Garand Match. The John Garand Match is intended to be a fun event that introduces high power competition to new shooters in a low-pressure, relaxed environment. An important feature of the John Garand Match is its restriction to as-issued Garands (see the CMP rules following). In principle, one can take a rifle off the rack at the CMP store at Camp Perry and go shooting. John Garand matches are now held around the country on a local, state and regional basis.

In practice, it's more satisfying to shoot a rifle that can perform as a new Garand right off the line at Springfield or HandR would have done. The rifle you shoot must not have any special National Match (NM) parts (including NM marked op rods!) nor any modifications from "box stock." This does not mean we can't blueprint our rifles to get the best out of it, just as we blueprinted our Super Stock engines in the 1960's. The rifle built for *The M1 Garand Complete Assembly Guide* is a good example of a John Garand Match rifle. We installed a new commercial barrel and used new gas system parts so that the gas system will operate consistently from shot to shot. A new commercial stock gave us a tight fit to the receiver without forbidden shims or bedding, and a tight lockup with our trigger group.

John Garand Match Preparation

The areas to which you should give special attention during the assembly of your John Garand Match Garand will include:

1. Install the best barrel you can afford; the Krieger GI-contour barrel (chrome-moly only, not stainless!) as offered by Fulton Armory is indeed the best you can buy.
2. Be sure the lower band has a tight fit to the barrel.
3. Insure that the gas cylinder is tight to the barrel; peen the barrel spline grooves if necessary. Don't allow the gas cylinder to jam the front hand guard against the lower band. To minimize front hand guard movement, bend the inner part of the front hand guard ferrule inward enough to drag on the barrel and help secure the hand guard.
4. Use a new or as-new stock, to insure the tightest possible fit with the receiver, and to afford a solid lockup when assembled. Remember, you can't use any bedding or shimming material to compensate for the crushed wood of an old stock. Note that not every new or as new stock is tight!
5. Adjust the trigger to a crisp 4.75 pound pull.
6. Install a leather Turner sling, grab your two round clips and Single Loading Enhancement Device (SLED) and go shooting!

John Garand Match Rules*

6.2.4 As-Issued. U. S. Military Rifles

The rifle must be a rifle that was issued by the U.S. Armed Forces and be in as-issued condition. Permitted rifles include Caliber .30 U. S. Model 1903 Springfield rifle series, Caliber .30 U. S. Model 1917 rifle, Caliber .30 U. S. M1 Garand rifle, Caliber .30 M1941 Johnson rifle, U. S. Krag rifle and U.S. Carbine Caliber .30 M1, except that Caliber .30 U. S. Model 1903 Springfield rifles manufactured by Springfield Armory with serial numbers of 810,000 or lower or by Rock Island Arsenal with serial numbers of 285,506 or lower may not be used in any CMP sanctioned competition. Commercial rifles of these types and calibers are not permitted in matches for as-issued U.S. military rifles.

- (1) These firearms must be as issued by the U.S. Armed Forces, with standard stock and leather or web sling.
- (2) Trigger pulls may not be less than 4.5 pounds, except that the M1903 Springfield and M1941 Johnson must have a trigger pull of not less than 3.5 pounds.
- (3) Rifles must conform to the weight and dimensions of the standard issue service rifle.
- (4) Only U.S. Government issue parts or non-U. S. Government or commercial parts of the exact same weight and dimensions may be used.
- (5) Rifles may be accurized only by the careful assembly of standard parts. .NM parts may not be used in the rifle.
- (6) Rebarreling with a barrel of as-issued dimensions is permitted. Replacement barrels must have the same exact contours and cuts as the as-issued barrel.
- (7) The use of shims made of any material is prohibited. The presence of fiberglass, epoxy, glue or any other filler is prohibited. Laminated stocks and stocks made of synthetic materials are prohibited.
- (8) All as-issued rifles, except Caliber .30 Carbines and U. S. Krag rifles, must be chambered for the .30-06 cartridge. No rifles chambered for the 7.62mm NATO (.308) cartridge may be used.

**per the 2004 Civilian Marksmanship Competition Rulebook*

Excerpted from *The M1 Garand Complete Assembly Guide* by Walt Kuleck with Clint McKee. ©2004 Walter J. Kuleck, all rights reserved.




Joe's Dope on The Garand

By Bill Ricca

My article in the Spring 2005 *GCA Journal* described PS Preventative Maintenance Monthly magazine that targeted and educated the GI. The magazine was printed in color, comic book style, each month and covered a variety of topics. This issue of *The GCA Journal* illustrates a section of the magazine know as "Joe's Dope", and its coverage of the M1 Rifle. Joe's Dope was located within the center of the publication, with a centerfold page named "Joe's Dope Sheet". It drove home the importance of maintaining some specific piece of equipment. It always presented a serious story, but in a lighthearted comical way.

From Issue #98, February of 1961, here is Joe's Dope Sheet dealing with the importance of first echelon maintenance of the M1 Rifle. Although the M14 was officially the new standard arm, in 1961 the M1 remained the de facto standard in much of the military. This is the first of five parts on how the hot-shot shooting team did in the big match ... stay tuned!



Note the "Ridgeway Caps" everybody is wearing, the style in the post-Korea Army."



What's New?

By Steve Rutledge and Bob Seijas

What's new are the 59 M1 Rifles in six crates of Greek returns at The Civilian Marksmanship Program. We have all heard periodic rumors of "new" rifles turning up, and it usually turns out to be just that: rumors. In other cases the "new" rifles turn out to be fresh from rebuild and are only in like-new appearance. Not these rifles. These are NEW, new and unissued since manufacture, and in the original cartons.

The existence of these rifles first came to light during a GCA event at the CMP when several crates of rifles were opened briefly for members to view. This occurred shortly after the Greek rifles were returned to the US.

On a recent research trip to CMP, Chief Operating Officer Orest Michaels took us to a special locked room to show us a small stack of crates. In view of the thousands of similar crates stacked floor to ceiling all over the CMP warehouse, this little pile didn't look like much.

Upon removing the first lid, however, it quickly became evident that they didn't contain the typical pile of grease-covered Greek rifles. They were tightly packed with cardboard cartons, five across. Removing and opening a carton showed that each contained two M1 Rifles in protective sleeves. The first carton was stenciled as shown in Figure #4.



Fig. 1



Fig. 3

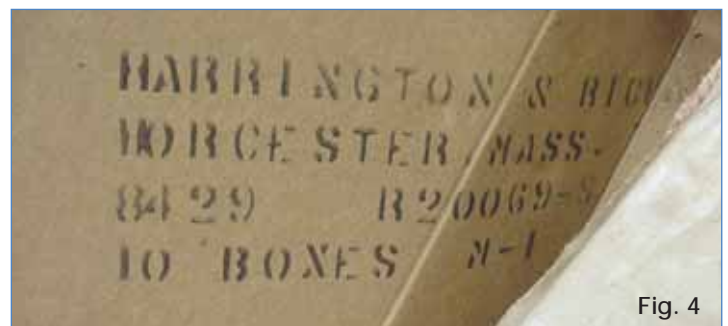


Fig. 4



Fig. 2

The sleeves had been slit at the butt end to verify serial numbers, enabling the encased rifles to be slipped out and examined. They proved to be everything you would expect, just flat new HRA's with only the slightest wear caused by original test firing. The dark gray fresh Parkerizing was slightly fuzzy, never having been handled enough to rub off any matte. As the rifles were withdrawn, the first noticeable characteristic was the fact that the finish and color on every part is uniform. There is almost no color variation at all from receiver to gas cylinder. All the wood matches as well.



Examination of the internals showed the same color and finish uniformity as the exteriors. The rifles were not disassembled any further than the three main groups, but all visible parts were as expected in an HRA of the serial range, completely “vanilla” with no surprises. Stocks are typical HRA with the small DAS stamp, dry, and also slightly fuzzy from never having been handled. Color and finish are beautiful on all the wood. Note in Figure 9 that the handguard ferrule is slightly lighter than the rest of the rifle. This was the only part that was not uniformly dark gray. Figure 10 shows light vertical sanding marks at the top of the pistol grip contours of both rifles. Both barrels were identical to Figure 11

Examination of the serial number lists in each crate revealed that the stash is not all HRA, that SA rifles are there as well. Hunting up a carton of them revealed the same flat new rifles from about the same time period. The SA rifles had sticky preservative cloth tape wrapped around the front and rear sights and new canvas slings marked MRT APR 1952 in the sleeves.





Fig. 13

The same uniformity of color and finish is evident on the SA's and the matched wood is noticeable as well. Parkerizing is perhaps a tick lighter than the HRA's but not much. Externally, both makers' rifles are remarkably similar in appearance. Unlike the HRA's, however, the SA front handguard ferrules match the rest of the rifle.



Fig. 14



Fig. 15

The two SA's examined differed from the two HRA's in the very slight wear caused by original function firing. Note that op rod contact has imparted the slightest bit of wear to the receiver side directly under the sight knob, whereas there is none on the HRA's. Conversely, Figure 10 shows slight wear on the high points of the stampings on the HRA barrel, but the SA barrel shows little contact in that area (Figure 17).



Fig. 16



Fig. 17

Figure 18 shows the SA front ends and the darker front handguard ferrule matching the rest of the rifle. Figure 19 further illustrates the pristine condition of these new SA rifles.



Fig. 18



Fig. 19

Members who want to own one of these treasures will soon have their chance, as the first lot will be put up for auction shortly after this article appears. They will not be auctioned all at once, but rather in small lots over a period of time. In addition to individual rifles, CMP will also auction a few sets of two rifles in the original carton as pictured in Figure 3 above. In this case, the typical seller's description "cannot be improved upon" is certainly true.

It seems the term "original rifle" has taken on a whole new dimension with the discovery of these rifles. A decision for prospective purchasers will be, "How will I maintain this rifle?" For some, the rifles will be considered historic artifacts to be preserved in their original untouched state. Some may simply brush them off to remove the white preservative dust. Others will be tempted to oil them immediately to show their best appearance. Each person is, of course, free to do whatever he wishes with his new rifle. The GCA, however, urges new owners to record and date anything done so that future owners and historians will have complete information. High quality photographs of the rifle in its original state will also benefit researchers 100 years from now. There is a certain but undefined responsibility as a caretaker of living history, and serious thought should be given before altering it.



Hands Across the Sea
foreign aid emblem pasted on many rifle crates.

GCA Board of Director Elections and Candidate Instructions

Instructions and eligibility requirements are printed below for any GCA member wishing to declare his or her candidacy for GCA Board of Directors. Please note the eligibility requirements and follow the instructions carefully.

Requirements to be a candidate are:

"A GCA member in good standing with continual and uninterrupted membership as of January 1, 2005 and interested in the use, historical importance, and preservation of the M1 Garand.

Board candidates must be readily available via email, must be legally able to own a firearm in the United States and in the state they reside. Elected Board members will be required to submit an article suitable to publish in the GCA Journal at least once a year that is directly related to the M1 rifle, or contribute and participate in routine GCA operational activities, governance, and other functions as they occur and as needed. Some of these activities and functions may occasionally occupy considerable personal time."

Please submit your biography of about 250 words and a separately attached photo of yourself to:

gcaelections@garandcollector.org

Make the subject line of your email candidacy "GCA Elections."

Your submission for candidacy must be received via email only no later than July 15, 2005 to the email address provided above. Applications received after July 15, 2005 will be considered void and ineligible due to publishing deadlines. All applications will be checked for eligibility requirements, edited if necessary, and published in the Fall, 2005, GCA Journal.

Please do not contact the Kansas City office regarding elections. If you have any questions, contact one of the Board members at the email addresses provided on page 1.

Beretta Contract Rifles

By John Bondurant and Bob Seijas

In the 1950's the old-line Italian gunmaker Pietro Beretta went into the Garand business. After acquiring Winchester's blueprints and tooling, Beretta began to turn out M1's for the Italian Army and shortly thereafter for anybody who would buy them. Although development of selective fire, box-magazine infantry rifles was underway around the world, the Garand was still a state-of-the-art weapon, superior to anything then being fielded. Two of the early contract customers were Indonesia and North Yemen.

The Indonesian contract rifle is a mint 100% original example and very interesting. It was purchased for \$375 from an ad in Shotgun news in 1976. The only information the seller could provide was that it was part of the collection of an International Harvester executive. It is full-size and in 30-06.



Efforts to learn more about the contract from Beretta were unsuccessful, thus guesswork is the only alternative. For example, the serial number is far too high to believe the contract started at 0000001, as there is no possibility that PB made five million guns by the mid-1950's. Note from the attached old style data sheet, however, that the barrel is dated 1955. It is possible that the first two digits of the serial are the year of manufacture and the real serial number is 14950. Scott Duff recalls selling one with a serial in the 5548000 range, suggesting that the contract was as large as 50,000 rifles. A poster on the Culver Shooting Page reported seeing many of them on a recent trip to Indonesia, although he reported that the condition was poor.



Indonesian Army Flag

Note from the old style data sheet that all parts are marked PB, and none is marked BMB as found in the later Danish contract. This suggests that Breda was not yet involved in Garand production. There are, however, numerous parts marks that appear to be subcontractors.

The Yemen contract rifle is also a full-size, 30-06 version. No information has been found on this contract, either, but the low serial number suggests a much smaller run than the Indonesian order. The handful of examples that have surfaced all bear 4-digit numbers with an E prefix. The highest number observed to date is this one with a barrel date of 1957. This quantity would seem too small to be a standard military rifle like the Danish contract, but it might be speculated that the contract was for a smaller

unit like an elite guard or a tribal army.

The Yemen example shown was found in a large lot of Egyptian Hakim rifles imported by Century Arms in 1986. According to Century, “about a dozen” of these M1s were found mixed in with the Hakims, including numbers E 0215, E 0219, and E 0274. E1001 owned by Roger Miller was described as “virtually new” in an article by Ralph Riccio in the Fall 1990 *GCA Journal*, and E1117 has been reported. E1138 was purchased from a dealer in Phoenix, Arizona in February of 1987.

The embassy of the Republic of Yemen in Washington, DC. confirms that the rifle was made in the 1955-1957 period for the Royalist forces of North Yemen. Saudi Arabia assisted the Royalists against their Republican foes in the south who were aided by Egypt in the civil wars and revolution of the early 1960’s.

Mr. Mohammad A. Albasha, Chief Information Officer of the embassy, states that the crests on the receiver heel are those of the last king Imam Ahmed, who died during the unrest. He translates the writing on the stock as “Property of the Mutwakil kingdom of Yemen. Prince of the believers HR. IMAM AHMED BIN YAHYA HAMID AL DEEN.”

E1138 may have been refinished, as the chamber is dark. As the attached data sheet shows, almost all parts are marked PB, with the exception of an SA op rod and trigger housing. Like the Indonesian, no parts are marked BMB. Unlike the Indonesian rifle, only the front sight has a subcontractor mark.

There has been speculation of a Nigerian contract, but no evidence has been found. Time was running out, however, for the semi-auto, 8-round Garand design. The US had adopted the M14 and the 7.62mm NATO cartridge, creating the image of obsolescence for the M1. Beretta was quick to adapt, developing the BM-59 rifle and offering to convert the older Garand to the new NATO caliber. PB even offered to convert M1s to BM-59s as a cheaper alternative to buying new rifles. The many Beretta variations would make a nice collection in itself!





ROBERT W. SEIJAS
43 STONEYBROOK ROAD
MONTVILLE, N.J. 07045

MANUFACTURER	BERETTA		
SERIAL NUMBER	5 514 950		
TYPE	MI GARAND	full length	Cal. 30
RCVR HEAT LOT	P.B. under side of rail marked CD 129		
DRAWING NBR.	D-4528291		
FINISH	gray-green		
REMARKS	left rear side marked: BERETTA-ARMI ROMA-ITALIA		
BARREL DATE	1955		
MARKS	FNA R.S.C. 1955 (imp) PB-D-35448		
CONDITION	Excellent		
OPERATING ROD	D35382 PB square block, no recess cut		
SOLT	D-28267 PB tube DR 175		
FRONT SIGHT	GR PB right side	BASE: PB	GAS CYLINDER
REAR SIGHT	cover: PB	APERTURE: PB	LOCK
			LOCK SCREW
			PB in tub. (P) on leg square top, PB piston; marked PB
TRIGGER HSG	D 28290-PB small black		
TRIGGER GUARD	stamped; right leg PB M.I.		
TRIGGER	PB M.I.		
HAMMER	PB-C-4600B; right side M.I.		
SAFETY	PB on right side, M.I. on left		
	No MARKS, heavy grain		
	No MARKS, heavy grain		
	30-06 military Garand Beretta. Condition about		
	#375	VALUE	4.77 \$860

DATA SHEET
GARAND RIFLES

SERIAL NUMBER E 1138
MANUFACTURER P. BERETTA

APPLIC TYPE North Yemen contract
ORIGIN: unk.

30-06 MI

Other marks and location, or remarks
6V456 bottom surface under oper. rod notch
Serial number on side

PHOTO OR REMARKS
Receiver heel marked with seals of the last king of North Yemen

Left side of receiver under knob:
PIETRO BERETTA
MADE IN ITALY
E 1138

BARREL MARKS
B. Sic. 1957

TOP MARKER ANALOGOUS
P.B.-D-35448

IMPORT MARK
CAI ST A VT 30-06
TE 1.25 MW 0.75 bright bore

ROCKET	D-28287	FIRING PIN	PB
EXTRACTOR	PB	EXTRACTOR	PB
GAS CYLINDER	Wide base, unmarked		
LOCK	Square top, PB, punch		
LOCK SCREW	late, PB, punch		
FOLLOWER	late, unmarked		
BULLET GUIDE	late, PB, notch		
OP ROD CATCH	late, PB		
FOLLOWER ARM	no bevel, unmarked		
FOLLOWER ROD	late, PB, 3 punches		
OP ROD SPRING	late		
FOLLOWER BAND	late, PB		
CLIP LATCH	late, PB		
OP ROD	D6535382 SA		
rod cut?	yes, factory		
BUTT PLATE	Round flange plunger	LEATHER	leather
Long Screw			
Short Screw			
PURCHASE DATE		PRICE	
PURCHASED FROM			
VALUE		DATE	
VALUE		DATE	
VALUE		DATE	
VALUE		DATE	
VALUE		DATE	

REAR SIGHT
Aperture: single punch mark late, PB
Cover: PB
Base: late PB
Piston: late PB LEFT LEFT
Wedge: late PB LEFT LEFT
Elevation: late PB

FRONT SIGHT
GR PB
width of base: 0-8125"
cup over screw? No
screw: late

TRIGGER HSG: D28290-8-SA stamped, PB
TRIGGER GUARD: PB
TRIGGER: PB-C. 4600B
HAMMER: PB
SAFETY: PB

STOCK
none

Left side parallel to butt plate
P. BERETTA
MADE IN ITALY

RIGHT SIDE OF STOCK
Right side of stock, Arabic script
Property of the Mutwakil Kingdom of Yemen
HR IMAM AHMED BIN YAHYA HAMID AL DEEN



Featured Rifle

SA 279695

By Scott Duff

There seems to be an inclination among many collectors to add a pre-Pearl Harbor rifle manufactured in 1941 to their collection. Nearly 20 years of Garand collecting has led me to believe that finding any completely original, non Lend Lease M1 manufactured during 1941 is difficult. As most rifles of that period were issued, used in training and combat, worn out, and rebuilt one or more times, it is no surprise that they are scarce. The subject of this issue's Featured Rifle column is just such a rifle: Springfield Amory rifle serial number 279695, most likely manufactured in July of 1941. Having looked at thousands of M1 rifles, it is my firm opinion that it is an original rifle. It does not have the British Proof marks of the Lend Lease rifles.

The receiver heel is darker in color than the remainder of the receiver. This was the result of lead pot annealing as described in an article written by Bob Seijas that was published in *GCA Journal* 14-3 page 2. As lead pot annealing seems to have been done at Springfield Armory on rifles manufactured some time in approximately the March to August 1943 period, it is probable that this rifle was annealed at a lower echelon level well after issue. There is reason to believe that thousands of pre-1943 production rifles were annealed at a lower level facility without making any other changes to the rifle. They simply took the stock off, dipped the heel in the lead pot and put the stock back on. I have seen quite a




few otherwise original early rifles with the two-tone finish of lead pot annealing. In my opinion, this is not a critical detraction if the rifle is otherwise obviously original.

Several key features are important in helping the collector identify an original rifle of this period, or in performing an accurate restoration. One of the significant components is the rear sight cover. From the time of adoption of the rear sight cover with indented ribs until sometime in 1942, the indents were distinctively different. These indented ribs are narrow, shallow and do not have the additional line next to the indent found on later SA rear sight covers. In addition, these early rear sight covers have a single letter, a single number, or an unidentifiable figure stamped on them. The rear sight cover on this rifle is stamped with a 7. Numerous stampings have been observed, but their meaning is not yet known.

Another distinctive feature of these rifles is the presence of several components that are devoid of finish. Specifically, the op rod catch, hammer spring housing, and hammer spring plunger were not Parkerized, and will appear pewter in color.

The gas cylinder, gas cylinder lock, and single slot gas cylinder lock screw will most often be observed with little or none of the






blackened finish remaining. During the early years of M1 production the technology had yet to be developed to apply a durable black finish to these three stainless steel components. Neither Parkerizing nor standard bluing will work on stainless steel. Any amount of field use seemed to have worn the finish to bare metal. A more durable black finish was adopted sometime in 1942.

With the unfortunate proliferation of fake cartouches, the collector must be very careful when examining any stock to determine its authenticity. As a serious student of the M1 Garand, you must make the effort to educate yourself in every possible detail of our favorite rifle. There is no short cut; take every opportunity to carefully examine as many rifles as possible. You may learn something even from the bad ones. While one article in the GCA Journal is not enough to protect you from the fakers, it is an important first step toward understanding what stocks of this era are supposed to look like. First of all, all stocks of this period were made of walnut, none were of birch. The use of birch for replacement M1 stocks began in the early 1960s. This may seem obvious, but I once saw a GHS with large Ordnance emblem on a birch stock. The owner was a new collector, and I am convinced that he had no idea that he had a fake cartouched stock on his rifle.

The key feature on all GHS stocks, both long and short channel, is the shape of the clip latch cut on the left side of the stock. On



early Grand stocks this cut is slanted at a downward angle. This is true of all 1937 to 1940 SPG stocks, all GHS stocks, and early EMcF stocks. Beginning sometime during EMcF's tenure, the shape of the clip latch cut was changed to a straight vertical cut with a 90-degree flat bottom. Both types of cut are shown in the accompanying photographs. To add further emphasis this critical point, if a GHS stock has a straight clip latch cut it is not a real GHS stock. No exceptions.

The butt plates of this era have a pronounced border around the checkering. The attendant photograph will aid the collector in identification. The plunger for the cleaning compartment access door will always have a square head at this time of manufacture.

Due to the scarcity and price of original Gas Trap and 1940 Gas Port rifles, a 1941 rifle is often the earliest production Garand that most collectors are likely to encounter. Non-Lend Lease examples are scarce. If it is your goal to acquire such a rifle, you may also want to consider a nice Lend Lease rifle, as their survival rate in original configuration is much higher. With or without British Proof marks, a 1941 rifle would make a great addition to most M1 collections.





This Data Sheet provided by Scott A. Duff Publications
 PO Box 414, Export, PA 15632 www.scott-duff.com

DATA SHEET GARAND RIFLES SERIAL NUMBER 279695
 MANUFACTURER SA

RIFLE TYPE M1 JULY 1941 original? YES photo or remarks

OTHER MARKS AND LOCATION, OR REMARKS
RE 1 z
D 28291-9SA * shape
TWO-TONE RECEIVER

BARREL (SIDE)
TIP-L V-S

(Top under handguard)
 chamber bright? YES

REAR SIGHT
 aperture LATE
 cover SINGLE INDENT RIBS
 base LATE
 pinion SHORT
 windage knob KNURLED-SH
 elev knob CHECKERED-SH
FLUSH NUT

FRONT SIGHT
 width of base NARR
 clip over screw? YES
 screw

TRIGGER HOUSING D28290-5-3A
 TRIGGER GUARD C-46025-1-5A
 TRIGGER LATE
 HAMMER C46008-2-5A
 SAFETY C46015-6-5A

NO HOLE

STOCK
 SA
 GHS
 LARGE

BEAR HAND GUARD
 clip: GROOVED
 up rod clearance cut:
 FRONT HAND GUARD

REAR HAND GUARD
 clip: GROOVED
 up rod clearance cut:
 FRONT HAND GUARD

OTHER DATA OF SKIFFER EQUIPMENT

BUYING DATE
 PURCHASE FROM
 VALUE DATE
 VALUE DATE
 VALUE DATE

ROD
D28287-2-5A ROUND
RE5A EXTRACTOR BLUED

GAS CYLINDER
D-35449-5A
 LOCK RD TOP - W/CAMP
 LOCK SCREW SINGLE SLOT

FOLLOWER
 ALL IN LATE B
 MALLET GUIDE BB875-1-5A
 OP ROD CATCH LATE - NO FINISH
 FOLLOWER ARM LATE
 FOLLOWER ROD SHORT FORK-RIV
 OP ROD SPRING LATE
 LOWER BAND ARCHED
 CLIP LATCH RD. FRONT

OP ROD D25382 3 SA
 PARTIAL CUT No

ROD HEAD
EARLY
SA
 Long Screw
 Short Screw

ELITE

INSTRUCTIONS ON REVERSE

FEATURED RIFLE

Members are invited to submit articles for this regular section of the GCA Journal. Any rifle is eligible, but those with interesting or noteworthy features will be given preference. Your article describing the rifle should be submitted by email, edit help and suggestions will be discussed with you. To qualify, the article must include at least two high resolution photographs and a legible standard data sheet completely filled out. The data sheet should be photographed or scanned at 300 dpi and sent as a jpeg like the other photos.

Email submissions to Scott Duff at sdufforder@alltel.net and title the email GCA FEATURED RIFLE.

GARAND MARKETPLACE



Please send ads in sentence format: (1) as email [the absolute best choice], (2) typed, or (3) printed BLOCK letters [BLOCK letters are the least preferred method and takes significant time to edit] – DO NOT send the ad write-up (or any pictures) as a jpg, bmp, gif, spreadsheet, or spreadsheet in a document! Sentence formatted email or attachments in Microsoft Word, WordPerfect, or Text, are all acceptable and preferred! If you email your submission, you ensure minimal editing, typing mistakes, misspellings, etc. I will then be able to have you check the submission after formatting through a return email!

The *GCA Journal* DOES NOT accept advertisements for GUN Shows. The *GCA Journal* DOES NOT accept advertisements offering rifles/parts described as CMP, DCM, Ex-GI, USGI, with Government Papers, etc.; “reproduction parts”; or “fake parts” sold as original. NOTE: Your ad will simply NOT appear if you submit an inappropriately described ad or an ad that is not in a readable format as described above. The GCA or GCA Marketplace will NOT be responsible for errors or omissions in advertisements. If you are unable to email the ad, please use a typewriter or (as a last resort) write in BLOCK LETTERS.

NOTE CLOSING DATES FOR ALL ADS

(There are NO exceptions).

Spring Issue:	February 1
Summer Issue:	May 1
Fall Issue:	August 1
Winter Issue:	November 1

Send Marketplace material (include your NAME and STATE) to:

Eric A. Nicolaus
P.O. Box 875
Jefferson, GA 30549-0875

Email: marketplace@garandcollector.org

IMPORTANT CHANGE FOR GARAND MARKETPLACE SUBMISSIONS!

Next issue (19-4) is the last issue where TYPED or BLOCK LETTER submissions will be accepted! Effective with issue 20-1 [WINTER 2005 - submissions due NLT November 1, 2005], all submissions to the GARAND MARKETPLACE must be made ‘electronically’ (email [most preferred], 3-1/2” diskette, or CD formatted as text, WORD, or WORDPERFECT) and include an email address for the submitter’s review. All TYPED and BLOCK LETTER submissions or submissions that are not email confirmed will simply not be published in the November 1, 2005 issue. Until this submission change takes effect, please continue to send ads in sentence format as described above. Thanks!

FOR SALE

FOR SALE: Operating Rod Gage - similar to those used during construction and repair of M1 operating rods in the 1940s and 1950s. This 24-inch long gage is used to check angle of bends, overall straightness, op rod lug wear, and more on the M1 operating rod. Very few of these gages exist. Cost is \$1,500 plus shipping. Contact Jim Swartz, Pickerington OH. Email JSwartz280@aol.com or telephone (614) 834-4895 (OH).

FOR SALE: Trigger Housing, SA D28290, small pad, no clover, excellent, \$50. IHC D6528290, early: 4,4xx, (52-54); late: 6528290 IHC “O” 5,0xx, and 5,2xx; both with original patina, \$50 each. SA milled trigger guard, very nice, \$20. Early narrow base gas cylinder, SA excellent cond, \$70. New M1 firing pins, have six for \$10 each. SA rear sight cover, type 2 no ribs or part number, \$15. Aperture sight, type 2 (‘39-’40) gas trap/gas port no tracks, \$20. SA milled rear hand guard band, excellent, \$35. Trigger housing

03A3 (S.C.) v.g., \$25. Bolt 03A3 w/collar (CC), 03A3 (BandS) w/collar, \$15 each. M1 bolt, stripped WRA, \$45. M1 front sights w/screw, nice, \$9. M1 safety WRA Win 13, very good, \$25. Barrels: SA 4-53 T/E 5 bore excellent, \$100. SA 12-54 T/E 5 v/good, \$50. SA 10-66 T/E 4, \$75. LMR 11-52 T/E 6 good bore, \$50. HRA 6-51 T/E 2 excellent bore. \$150. IHC 8-54 T/E 2 1/2 -3, bore v/g to excellent, \$150. Danish VAR 3-61, T/E 1 excellent bore, \$190. VAR 12-59 T/E 1 excellent bore, \$190. M1 Carbine barrel .30 cal, Inland 6-45, bore excellent w/all bands and gas piston, \$100. All prices plus shipping and insurance. Email pollackma@aol.com or telephone (973) 478-7846 (NJ).

FOR SALE: M1 rifle kits, all parts except receiver, reparkerized, barrels T/E 5 or less, \$300.00. M1 rifle parts, SA and a few IHC. M14 rifle parts: op rod, op rod springs, bolts. Call or email for availability and price. *American Rifleman* magazines in binders (NRA), from 1961 to 1993, make offer. Email: esbodily@msn.com or telephone (801) 262-7321.

FOR SALE: Stone Axe Engineering offers the Economy Grade Throat Erosion and Muzzle Wear Combo Gage for 30-06 caliber M1 Garand rifles. This stainless steel gage measures TE+MW both with one easy to use gage. This gage will help you determine barrel wear before you buy a M1 Garand rifle. The price is \$47.50 delivered. Each gage is hand made and checked at each stage of manufacture. For full info send a S.A.S.E. to Stone Axe Engineering, P.O. Box 125, Scott, Ohio, 45886 or visit the Stone Axe website at <http://www.stoneaxeengineering.com>. Limited quantities of gages for M14 and 1903 Springfield rifles are also available (OH).

FOR SALE: Early M1 Garand parts, M1D 7/8” telescope mount, AFPG windage knob, M11 practice grenade, WWII MKII inert hand grenade, WWII 1943 Denver Ordnance bandoleer, field manuals, USMC Collins PRC-47 radio set, and lots more. Check out our website for pictures and details. Also, visit our website and

get a free M1 Garand screensaver. Go to: www.popernack.com. Popernack Books and Militaria, Attn: Michael and Carol Popernack, P.O. Box 577, Reedsville, PA 17084. Telephone: (717) 667-9390 (6pm-9pm EST) (PA).

FOR SALE: New in the wrap original, unused, mint WWII USGI .30-06 Ordnance Headspace GO-Gages. Marked "Precise Tool & Mfg. Co., ORD DEPT U.S.A. HEADSPACE GAGE Cal.30 C-7719A 1.940 REV 22." This dates the gage to WWII. These gages are still in their greased paper and plastic bag wrapping. They are in mint, unused condition. These gages were bagged up in the UK in 1971 and have not been unwrapped since. These gages are great for gun shows because they have cut-outs for the ejector and the extractor so that you can check that Garand, 1903 or M1917 rifle for proper headspace without disassembling the bolt. Price (including shipping) is \$45 for one gage and \$42 each for two or more. I take PayPal (my ID there is cmiller5@carolina.rr.com) or checks. Send checks to: Courtenay Miller, 820 Greentree Drive Charlotte, NC 28211-2732. Please email me at the PayPal address to buy or if you have any questions (NC).

FOR SALE: M-1 Garand .30 cal. rifle, manufactured at Springfield Armory in October 1944. Serial number: 3182470. Rifle has never been fired. Stock has minor dings. I can email some close-up photos if you are interested. I believe this rifle is in collector's grade condition - all original parts and metal finish and it has an inspector's mark on the face of the hand grip. I will consider reasonable offers. Contact: Bland Lipscomb, 1480 Terrell Mill Road, Marietta, GA 30067. Telephone: (770) 988-0443 or Email: lipco@mindspring.com (GA).

FOR SALE: Early Garand parts: Type I gas cylinder and plug, keystone gas trap springs, op rods, follower rods, few other small parts, write wants; Australian Lithgow SMLE WWII Issue sniper rifles, I have both high mount, (1131 manufactured), and low mount, (481 manufactured), all SMLE sniper rifles are original Australian Military issue, and documented as "original" by serial number in the "Lee Enfield Story" by Ian Skennerton; also have British WW1 SMLE rifles converted to sniper rifle at Lithgow; original Lithgow WWII sniper scope carry cases and lens caps; Australian Lithgow WWII shortened and lightened trials rifle (only 100 made); Australian Lithgow WWII SMLE No6 MK 1/1 trials carbine (only 49 made); Australian issue Pattern 14 sniper rifle; Australian issue Parker Hale Model 82 sniper rifle; Australian Lithgow L1A1 type 7.62mm target rifle (only 131 made); Australian WWII prototype H.A.C. .38 caliber revolver; Prototype M1895 Spanish Mauser carbine, serial # A; Australian issue Pattern 1907 bayonets with hooked quillion; Australian Lithgow WWII experimental SMLE bayonets; Australian Lithgow SMLE machete (bolo as issued to snipers) bayonet; Australian issue M7 and M9 bayonets with "BROAD ARROW" markings. Please write, email or phone: Colin Green, 5 Tiffany Grove, Templestowe 3106, Victoria, Australia. Phone: 61.3.98462070, Email: colin-greenaust@hotmail.com.

FOR SALE: Several posters of the M1 Garand are now available at www.nicolausassociates.com. Additionally, all of the late-model M1 Garand blueprints are available in one beautifully laid out book, or sold separately in their original blueprint sizes. The soft-cover 8-1/2 X 14 book, *Rifle, U.S. Cal .30, M1: Diagrams &*

Pictures is 147 pages long. A similar soft-cover 8-1/2 X 14 book on the M1911A1, *Pistol, Automatic, Cal. .45, M1911A1: Diagrams & Pictures*, is available. Also, the M1 Garand overhaul manual used by government inspectors during the 1960s rebuild program is ready for purchase. To order these and other books or individual blueprints of the M1, M1911A1, M1C, M1D, and other U.S. military firearms, go to: www.nicolausassociates.com. Contact: Nicolaus Associates, P. O. Box 875, Jefferson, GA 30549. Tel: (706) 367-1002; Email: themerc@nicolausassociates.com (GA).

FOR SALE: NM sights: NM-2A base, aperture (non-hooded type), windage knob, front sight, \$95 for all; .520 aperture, \$20; hood only, \$15; none are current manufacture. Winchester stock, short channel, no cartouche. Very solid, no cracks at butt swivel, \$275; Springfield WWII full pistol grip stock, proofed, ex. \$225; stamped trigger guard with additional brazed hook, ex. \$50; Winchester aperture \$20; M1 Carbine bolt disassembly tools, ten new in sealed package dated 1955, \$225. Call Jim at 708-447-8535. Leave phone number if I am not at home.

FOR SALE: Garand barrels: LMR dated 12-52, excellent \$200.00; SA dated 10-49, very good \$50.00; HRA dated 8-51, good \$35.00. Original Garand leather scabbard w/straps, Hoyt 1942, \$250.00; IHC stock w/metal, numbered 0825, good \$100. Contact Tom (262) 784-0035 (WI).

FOR SALE: Ten Japanese Arisaka rifles, including T-99 Long and T-38 carbine, ask. Winchester Garand. parts mixed in Army overhaul, excellent, \$850. H&R Garand, parts mixed in Army overhaul, \$800, same but with original stock, barrel, and op-rod, \$900. Pre-War Winchester Model 70 .30-06, early Weaver K-4 scope. \$950. Model Pre-64 M-70 (1947) with scope, \$950. Featherweight Pre-64 Winchester Model 70 .30-06 (1958) \$850. Featherweight Pre-64 Winchester Model 70 .270 (1962), \$1200. French Model 1949-56 semi-auto rifle, many accessories, \$475. Russian SKS, \$400. Smith-Corona 1903A3, \$850. Russian 91-30 sniper with scope, \$700. Beretta .380 14 shot, blue, \$375. Trapdoor Springfield, U.S. model 1873, barrel shortened and tapered, Fajen walnut monte-carlo stock, gloss blued and totally customized into a modern, express rifle, \$750. Colt CAR-15 marked: "9mm Carbine" Pre-ban, telescoping stock, 9mm Luger caliber, 16 inch barrel, model R-6450, in original Colt green label box, \$2200. Colt Match H-Bar early pre-ban, \$1100. Astra 4000 "Falcon" .32 auto, \$475. U.S. Navy pilots folding survival knife with saw blade, \$85. 10th Mountain Division, Ulster, five blade, U.S. marked. bone handled folding knife, \$275. Sako .243, Sako .25-06, Browning Citori. Browning Safari Grade 7mm in new condition. Vietnam War Veterans' bring-back guns: 3 rifles, 1 pistol. Excellent Krag, \$750. Eric Weisman, P.O. Box 865, Niwot, CO 80544. Telephone (303) 652-3116 (CO).

FOR SALE: Springfield M1, #1,782,xxx., clear cartouche SA, barrel T.E. #2, muzzle tight, excellent bore, \$850.03; M1 Garand SA, S.N. 216,xxx, barrel 5-44, T.E. 02, \$825.00; M1 Garand "Winchester", SN 238,xxx, receiver mfg 12-44, SA barrel 2-44, T.E. 3, \$1095.00. Garand Parts: op rod 770722-NM, \$100.00; stacking swivel/screw, \$10; lower band \$5; front sight \$7; front screw, \$1; safety, \$8; hammer plunger housing, \$5; custom muzzle compensator, \$100; rear aperture, \$5. Carbine parts: recoil plate, \$10; recoil plate assy, \$12; barrel band retainer spring, \$2; triggers, \$12; hammer, \$12; hand guard, wood, \$20; safety, \$8; plunger

assy, \$4; magazine catch plunger assy, \$2; bolt assy, \$80; trigger, \$20. M14 parts: bolt assy, \$70; gas cyl assy, \$60; gas cyl, new, \$30; hammer, \$15; trigger, \$20; rear swivel and screw, \$8; op rod, \$75. 1903 parts: bolt assy, \$50; rear sight assy, \$40; rear sight, \$25; butt plate screws, \$2 ea, SA. A3 barrel, new, \$75. AR-15 parts: survival kit - twenty-two new necessary replacement parts in a Web Carrying Case, \$55; buffer, \$25; buffer spring, \$6. Bayonets: M5 6" Imperial, \$75. Other estate items: SASE 74-cent stamp required. Contact: Nick: Phone 1-772-343-8477 (AM) (FL).

FOR SALE: M1 barrels; 7-40 TE 4, BSB, 1/2" at muzzle, old repark \$495. 10-40 TE 3.5. BSB, H" at muzzle, old armory repark \$495, 5-41 TE 1.0, BSB, 5/16" at muzzle. orig. finish \$550. D28290 trigger housing group (-2 trigger, -3 safety, -1 hammer) exc orig fin. \$650. D35382-0 low-marked op rod, uncut. \$1,100. D35382-0 top marked op-rod. cut, worn org finish, \$500. "No number" round-sided op rod uncut appears to be exc orig finish, \$895. #3 follower: slightly rounded slide, exc, \$275. "0" marked op rod catch, exc, \$65. C46008-1 hammers, \$50. SA/SPG stock lg hole over sm hole, cart still visible, \$1,500. Other early parts. Call Dave Clark (302) 652-6017 after 7 pm EDST.

FOR SALE: Two books on the M1 Garand Rifle entitled *The Garand Papers*. Each 210-page, soft-cover volume contains production history and copies of the original Ordnance files. Part One: 1920-1937. Part Two: 1938-1939. Each Volume is \$25.95 + \$7.95 S&H. There is also a 15 minute CD/Video that contains 1940 Ordnance footage of M1 production and testing. The CD-ROM also has a file called Plates which are line drawings of M1 changes ordered by Ordnance. CD: \$14.95 + \$4.00 S&H. Video: \$16.95 + \$5.30 S&H. Contact C.J. Clancy Publishing at (610) 264-4099. For more info see website at www.garandm1rifle.com.

FOR SALE: Springfield M1 rifle 3,799,xxx, TE3, muzzle 2, bright bore, no chrome, all correct parts, 80-85% original finish, NFR stock VG condition \$850; HRA M1 rifle 5,565,xxx, with original 2-55 LMR barrel, TE2, muzzle 2, bright bore, 95% original finish, all correct, 1/2" DOD stock VG condition \$750; WRA M1 rifle 2,476,xxx, TE3, muzzle 2.5, bright bore, no chrome, 85-90% original finish, all correct parts, VG condition \$1250; Springfield 1903 Rifle, 309,xxx, SA 1-14 barrel, bright bore, some frosting, tight muzzle, 70-75% metal finish, good fingergroove stock with faint DAL in box and larger DAL, no box, 2 circle P's \$350; WRA M1 barreled receiver, 2,520,xxx, TE 1.75, muzzle 1.5, bright bore, no chrome, reparked \$550. M1 Parts: 3 Springfield grooved rear handguard clips \$40 ea; IHC gas cylinder plug, ex. finish \$35; 2 WRA rear sight apertures \$18 ea; WRA rear sight base \$25; 2 Danish navy rear sight covers ex. condition \$25 ea; IHC front sight with screw ex. cond \$30; 2 WRA front sights with screws, \$20 ea; WRA butt plate ex. cond, \$45; WRA bolt, complete, thin finish \$65; prices plus shipping. Les at 734-848-4925 or email: cstobins-ki4925@charter.net (MI).

FOR SALE: Brand-new WWII headspace gages-still wrapped in the original sealed grease paper. These are brand new WWII "GO" headspace gages all the TMs refer to. They are brand new, unused, and still sealed and wrapped in their original wrappers with their protective coat of lanolin grease. These gages are shown on page 164 of Pyle's book on WWII Garand ordnance tools. They can be used on all .30-06 Garands, '03 Springfield's, and any other military .30 caliber weapon. They are marked "Precise Tool & Mfg.

Co., Ord. Dept., U.S.A., Headspace Gage, Cal. 30, C-7719A, 1.940, Rev. 22". These are the most desirable gages, because they were made with both the extractor and ejector modifications; which means you do not have to disassemble your bolt to use them. This makes them ideal for gun show checking. Sorry, I still do not have any "no-go" gages. \$45 for one or \$85 for two plus \$5 per order for First Class shipping. Send check or money order to Jim Queen, P.O. Box 392, Lexington, NC 27293-0392. Tel: 336-242-1286 (NC). Email: coldsteelsix@verizonmail.com.

WANTED

WANTED: The following M1 HRA parts: op rod, bolt, stock, and windage knob. No rust, no pitting, no bent op rod, no cracked wood. Will purchase outright or trade M1 or M14 parts. Email: esbodily@msn.com or telephone (801) 262-7321.

WANTED: M1 Garand, serial number 2,504,082. My father was issued this rifle in 1956 while in the USMC. Contact Dallas Roberts, Telephone (757) 268-6906 or droberts47@cox.net.

EDITOR'S NOTE: Mr. Roberts contacted the CMP – they had his rifle in stock and sold it to him!

WANTED: U.S. WW1 Guiberson periscope rifle; U.S. Krag rifle hyposcope; Brayton tubeless telescopic sight for Krag Rifle; U.S. trapdoor and Krag rifles fitted with Barringer rear sights, also rifles fitted with other trials sights; Belding and Mull, Knoble, and Van Wie scope mounts to suit M1903 rifle; British WWI SMLE 15 and 20 round magazines; German WWI Zeiss bifocal scope that attaches to Gew 98 rifle rear sight; experimental M1917 rear sight as pictured on page 84 "U.S. Infantry Weapons of the First World War" by Bruce Canfield; early experimental scopes as tested on Krag, M1903 and M1917 sniper rifles, especially Frankford Arsenal examples; M14, M16, M21, etc. Military rifle accessories, including scopes; British and German WWI rifle accessories: grenade launchers, trench magazines, winter triggers, wire cutters and breakers, optical (Galilean) sights - Lattey, Martin, Gibbs, Barnett, etc; V.B. grenade launcher to suit M1903 rifle; U.S. trials bayonets as used with Krag and M1903 rifles. Please write, email or phone: Colin Green, 5 Tiffany Grove, Templestowe 3106, Victoria, Australia. Phone: 61.3.98462070, Email: colingreenaust@hotmail.com.

WANTED: Korean war era HRA Garand in the 4,6xx,xxx range with HRA barrel dated 3-53 thru 6-53 or will purchase said barrel separately; must be in nice condition. Contact Tom (262) 784-0035 (WI).

CLUB NEWS

CLUB NEWS: The Kiel Rifle and Pistol Club will host J. C. Garand Matches at the Winnebago Eastshore Range, Stockbridge, WI. On 18 June and 10 September we will shoot the Garand Match "A" course at 100 yards on reduced targets. On 16 July we will host an M1 Carbine match using the same format as used for the Garand matches. The range is located 1-mile east of the Village of Stockbridge, Wisconsin, on Hickory Hills Road. For more info, or to register, call Don J. Kemps at (920) 439-1253 (WI).

CLUB NEWS: 2005 CMP John C. Garand 30 Shot Rifle Matches conducted by the Colorado Rifle Club, Inc. Date and time is 9:00 AM, Sunday July 17, 2005. The Colorado Rifle Club SCHUETZEN Rifle Range, is located at 75000 East 112th Avenue, Byers, CO. Byers is located about 45 miles east of Denver on I-70. Go to the club web site at www.crci.org for more information and directions. Make sure you check eligibility requirements and fill out an entry form available at our website. For more information: Call Jim Adell at (970) 663-4779 before 7:30 PM or send email to jim_adell@hotmail.com or call Bob Manley at (970) 288-3703 (work), (970) 493-1168 (home) or send email to bob_manley@agilent.com (CO).

CLUB NEWS: The Greenfield Fish and Game Club, located just north of Utica, New York, will hold its CMP (Civilian Marksmanship Program) qualification matches on Saturday, (1) June 11th, (2) July 9th, (3) August 13th, and (4) September 10th. If you are interested in purchasing an M1 or other rifle from the CMP or you just want to shoot your M1, this 50 round / 100 yard, course of fire is for you! For more information, contact Mr. Tony Internicola at email abombbay@aol.com or telephone (315) 859-0796.

WEBSITES OF INTEREST

CMP Forum. Learn about the CMP, your M1 Garand, and much more. Go to: http://www.odcmp.org/new_forum/.

M14 Rifle Forum. Learn about the "son" of the M1 Garand rifle. Go to: <http://www.m-14forum.com/>.

Culver's Shooting Page. An rather amazing website featuring nearly all U.S. military firearms. Go to: <http://www.jouster.com/>.

LETTERS TO THE EDITOR

Stolen M1 Garand. My home was recently burglarized, and one of the items stolen was the M1 Garand, which I purchased through the old DCM program. It was purchased in 1990 - 1991, the receiver was Springfield Armory, SN 48963. The barrel is dated 1946. If possible, could you have your membership (especially in the Pacific Northwest) be aware of this theft, and contact me or local law enforcement if they are approached to purchase the rifle? The local police have been notified and the case is active. Contact Joe Kraft, Olympia, Washington. Email Jkraft2@aol.com or call (360) 753-7687.

Research Request. Springfield Armory (SA) ran what collectors have come to know as a "checkered knob" pattern early on and later changed it to a "grooved" (or what many call "knurled") design for rear sight elevation/windage knobs. From original SA rifles it appears that for a time they ran either (or both); I am trying to gather information on the transition of those elevation/windage knobs from the checkered to the later grooved design. If you have an original rifle (or one that is at least original on these parts) and would not mind sharing the data, I am looking for the following information: (1) full serial number (Yes, the whole thing - please!), (2) barrel date, (3) pinion length (long or short) with flush nut type

1 lockbar or type 2 lockbar, and (4) if you have a checkered/checkered, checkered/grooved or grooved/grooved pattern on the elevation/windage knobs. I am looking for information on any and all originals through the SA 1.1 million serial number range. Results will be compiled and shared with you all here in a future issue of the *GCA Journal*. I will NOT be publishing your name with the rifle serial number! Thanks for your assistance. Please contact me either through the GCA or at my email: jcars39398@aol.com.



Early Checkered Knob, Short Pinion, and Flush Nut.

Santa for a Sniper. I know we have many members who collect the M1C and M1D "sniper" variations of the Garand. A few members, from the Vietnam Era, may also have treasured M40s (Remington 700 Variations), or the newer M40A1. This below picture was sent last year from Iraq, showing yet another sniper rifle in use - the M14 / M21 "sniper" system in action with the U.S. Army. This rifle was the "next generation" Garand designed by Springfield Armory in the 1950s. The Marine Corps Times recently published an article concerning the longest recorded shot in Iraq (1050 yards) using an M21; a Scout/Sniper team killed a dozen terrorists in one afternoon; and one Scout/Sniper was awarded the Navy Cross. The Marine Scout Sniper Association is engaged in a program dubbed "Santa for a Sniper". We collect and furnish needed equipment for our Marine snipers in harm's way. So far, several shipments of donated equipment have been shipped to the battlefield. Any and all donations by members of the GCA are welcomed. Complete information is available at the website: <http://www.marinescoutsniper.com/assist.htm>. You can also contact me, John Williams, at email: saltysniper@aol.com.



U.S. Army Soldier with M21 "Sniper"

SERVICE

SERVICE: M1 operating rod inspection using an actual working operating rod gage - just like the gages used by armorers when the operating rods were originally manufactured for the military. Operating rod reformed as needed, \$15. Pistons replaced with custom machined corrosion resistant (stainless) steel parts fit your op rod, \$25. Custom oversized pistons made upon request. Operating rod lugs rebuilt, \$30. Other machine shop services available at rea-

sonable rates. Contact Jim Swartz, Pickerington, OH, Telephone (614) 834-4895 or email at JSwartz280@aol.com.

SERVICE: M1 rifles only - National Match Armory offers services ranging from our group shrinking 12 step accuracy to sub-MOA NM competition conditioning, repair, restoration, refinishing, and rebarreling services. Honest prices and fast turn-around time. Custom Garands built to order from replicas of the early NM rifles to modern match rifles. Garand trade-ins and exchanges welcomed. Info package \$3. National Match Armory, 5145 E. 1187, Rendon, TX 76028. Phone or Fax: (817) 478-5721.

SERVICE: US Navy Trophy rifle verification service. Probability of authentication greater than 95%. I can verify the authenticity of the following rifles which were awarded by the US Navy and the US Marine Corps: 7.62mm Mk 2 Mod 1 Service Grade, 7.62mm MK 2 Mod 1 Match Conditioned Grade A, 7.62mm MK 2 Mod 1 Match Conditioned Grade B, Cal..30 M1 Standard Grade issued after February 1998 and the Remington 720, 30-06. There is no cost for this service. Send Email to jim_adell@hotmail.com with the serial number and the data from the side of the barrel that becomes visible when the bolt is opened. If you want paper verification, send a stamped self-addressed envelope to: Jim Adell 2409 Frances Dr. Loveland, CO 80537. If you have questions, call Jim Adell at (970) 663-4779 before 7:30 Mountain Time.

SERVICE: Full service for M1 Garand, M1 Carbine, and bolt action rifles; rebarreling, parts, sales, and service; will buy and trade. Located in Santa Clara, CA. Contact: Richard Hudnut at: Antique Gunsmithing. Phone: (408) 727-2876 or E-Mail: m1garand@inreach.com.

SERVICE: Installation of M1D scope mount base on M1 Garand barrel. I can supply the M1D scope mount base or you can supply. Aftermarket scope mount base requires modification for correct fit. Prefer to use your barrel and hand guard. Scope mount for the 7/8" scope available; call for details. Contact: Neal DePiano. Phone: (205) 988-0789 (6pm - 9pm CST).

SERVICE: Dean's Gun Restorations (DGR). "Life's Too Short To Shoot An Ugly Gun!" Full shop services are available for most military firearms. See our web site at: www.dgrguns.com.

SERVICE: M1 repair, rebarreling, accurizing, restore and refinish (stocks and metal). Roger Miller, POB 327, Cobb Island, MD 20625. Phone: (301) 259-0311.

SERVICE: M1C verification service. Probability of authentic Springfield/Griffin and Howe manufacture for that M1C you wish to buy or sell to better than 95%. Please send complete serial number, base number, mount number, barrel date and heat lot to: Dave McClain, 1111 Garfield Ave., Cinnaminson, NJ 08077-2225. I'll send a return letter of authenticity if it can be verified 100%. This letter is free of charge. Phone (856) 829-8521 evenings. Email: dhmc@dwmccclain.net.

SERVICE: Former Marine Corps match armorer offers complete Garand services including: accurizing; parkerizing; rebarreling; refinishing stocks; correct refinishing of gas cylinder, lock and screw; plus parts and barrels for all makes. Roland Beaver, 1127 Hwy. 64 E., Bald Knob, AR 72010. Phone: (501) 724-6388.

SERVICE: Rebarreling, restoring, and repairing. Harry G. Cakounes, 622 Broadway (Rte. 1), Saugus, MA 01906. Phone: (781) 2331616 noon to 7pm Tuesday - Saturday, closed Sunday and Monday.

SERVICE: Restoration and service parts and accessories for M1 and M14 rifles, and M1 carbines. View complete catalog on web at www.m1garand.com. Contact: Anthony Pucci Jr. Tel: (631) 205 1299. Email: orionrigel@yahoo.com.

SERVICE: M1 and M14 full service shop. Repair, rebarreling, accurizing, metal and wood refinishing, parts. Contact: Richard G. Dancause, Rt. 2 Box 75A, Middlebury Center, PA 16935. Phone: (570) 376-5177.

SERVICE: Replace gas pistons, \$30; rust pitting removed, \$25; parkerizing, \$60; mount and headspace barrel \$60. Parts and shop services. Contact Tony Giacobbe at (732) 388-1962 (evenings), Email: gman366@comcast.net, website: www.garandguy.com.

SERVICE: M1 parkerizing, rebarreling, accurizing, and stock refinishing. Call or write to: Ken's Gun Shop, 1072 Beech St., Palmyra, PA 17078. Phone: (717) 838-1253.

SERVICE: M1/M14 (M1A) Garand and M1 Carbine complete service and repair, including check all specs with arsenal gages. Also, accurizing from basic to sub-minute match competition including receiver lugging as taught by Robert Mitchell at the NRA Gunsmith School at Lassen College, Susanville, California. The following service is free to GCA members: If you have questions (maintenance, troubleshooting or repair) for the M1/M14 (M1A) and M1 Carbine rifles, please call, email, or write to: Armco Engineering, Robert Mitchell, 5911 Lomond Drive, San Diego, CA 92120. Phone: (619) 5833911.

SERVICE: Parkerizing, parts restoration and services for the M1 rifle, M1 carbine, M1A, M14 and the AR15. Contact: Scott Woody, 342 Stoney Mountain Road, Hendersonville, NC 28791. Phone: (828) 697-7039 before 10pm EST.

ART TUTTLE MEMORIAL

Funds are being raised to construct a simple stone bench at Art Tuttle's grave in Springfield, Mass. Over the years he has been invaluable to collectors by sharing his vast knowledge and information, including several articles in early *GCA Journals*. We all owe him a deep debt of gratitude, not only for the help he has given us, but for his service to the nation.

GCA has contribute \$500 to the fund.

Personal contributions should be sent to:

Art Tuttle Memorial Fund

c/o Barbara Davis

11 Brookside Dr.

Wilbraham, MA 01095

M1 MEMBER MEMORIES



Here is a picture of my father, Robert S. Blietz, taken in the spring of 1942. These were taken when he was in boot camp at Jefferson Barracks in St. Louis. The picture was apparently taken upon first issuing of the M1 for training. He spent most of the war state side as an aircraft mechanic with the 3rd Army Air Corp and was later involved with armed services mail system. He was honorably discharged in 1945 as a sergeant.

Bill Blietz

This is my father, Sgt. Harold P. Berg, at the Anzio Beachhead, the Second Platoon 3373 Q.M. Truck Company. He was inducted at Camp Grant, Rockford, Illinois, from Chicago, Illinois, into the 5th Army 755 Tank Battalion. He served in England, North Africa, and Italy.

John A. Berg



GCA members are invited to submit photographs for this new Journal feature that will spotlight member activities. These photos can be anything of interest: you at the range, your favorite M1, your collection, you and your buddies at CMP, the deer you got with an M1, your child holding or shooting an M1, or historical photographs. The Editor will publish these photos as space allows and will choose what to publish. Not all photos may be used.

Professionally developed prints are preferred, however, digital images can be submitted also. Digital photographs require high resolution for commercial printing. If at all possible, resolution should be 300 dpi or higher. Large digital photos at lower resolution can be used. Physical photographs can be returned to you by sending a self-addressed stamped return envelope. Do not submit computer generated digital photos.

Also include some details about the photograph: who is it, when and where it was taken, etc.

GARAND COLLECTORS



Mail your photographs to:

**M1 Member Memories
GCA
P.O. Box 7498
N. Kansas City, MO 64116**

Email digital files as an attachment to: Jspawn321@aol.com



GARAND COLLECTORS ASSOCIATION, Inc.
P.O. Box 7498
N. Kansas City, MO 64116
www.garandcollector.org